

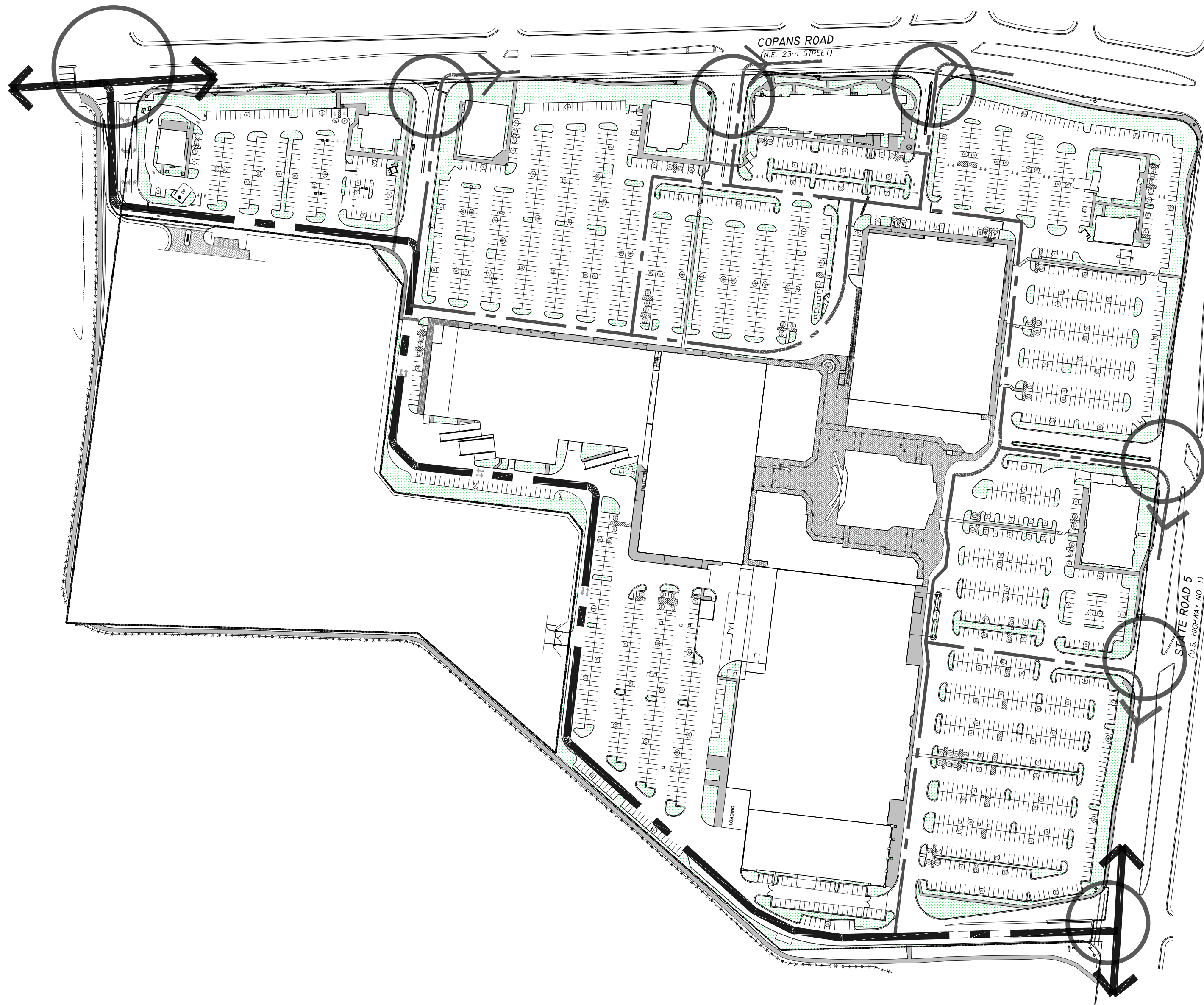
LEGEND	
	DIRECT PROJECT ENTERING ROUTES
	OVERALL SITE ACCESS

1  
EX.2

# SITE PLAN - ENTERING ROUTES

SCALE: N.T.S.

N



LEGEND	
	DIRECT PROJECT EXITING ROUTES
	OVERALL SITE ACCESS


2  
EX.2

# SITE PLAN - EXITING ROUTES

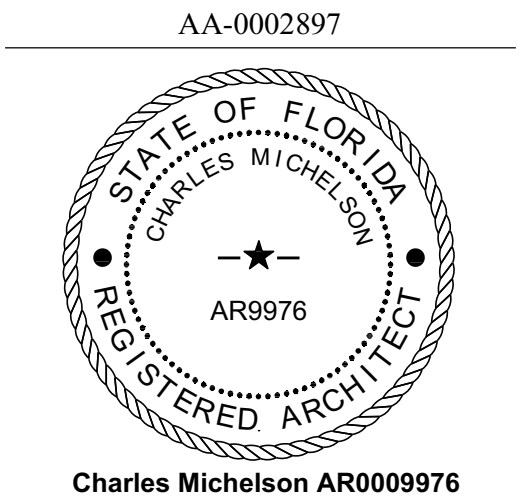
SCALE: N.T.S.

N

MODIFICATIONS OF APPROVED  
MASTER SITE PLAN AT  
POMPANO CITI CENTRE  
POMPANO BEACH, FL



**SALTZ  
MICHELSON**  
ARCHITECTS  
3501 Griffin Road  
Ft. Lauderdale, FL 33312  
(954) 266-2700 Fx: (954) 266-2701  
sma@saltzmichelson.com



Project No.: 2021-121  
Drawn By: VM/SF  
Checked By: MA  
Date: 09/02/2022  
REVISIONS

Project No.: 2021-121  
Drawn By: VM/SF  
Checked By: MA  
Date: 09/02/2022  
REVISIONS